

# Model BE120 Carrier Erector / MP50 Multipacker



**BE120**



**MP50**

## BE120 High Speed Carrier Erector

Pearson's Model BE120 is a high speed carrier erector capable of erecting 4-pack and 6-pack carriers at speeds up to 120 carriers per minute\*. The BE120 feeds knocked down carriers into its continuous motion body where vacuum cups establish a hold on each side of the carrier. The carrier moves through the machine following a cam profile which opens the carrier. The open carrier is transferred to handle pinchers that hold the carrier while a locking wheel from below pushes up the bottom of the carrier and locks it. Once erected, the carrier moves onto a discharge conveyor. With a small footprint, PackML compliance and a no-tool changeover time of less than 15 minutes, the BE120 is the solution for increased beverage production line speeds.

Like all Pearson products, the BE120 is backed by Pearson's experienced factory professionals as well as one of the largest teams of PMMI certified regional service technicians in the industry, available 24-hours a day, 7-days a week - worldwide.

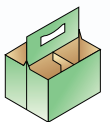
*\*Speeds depend upon container or carrier configuration, pack pattern & case size.*

## MP50 High Speed Multipacker

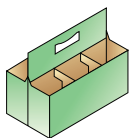
Pearson's Model MP50 High Speed Multipacker loads beverage carriers into two cases at a time at speeds up to 50 cases per minute. The MP50 utilizes a Moving Gripper Head that grips and lowers groups of carriers into the waiting cases. The flighted case infeed conveyor positions the cases with the proper gap needed and raises the cases to meet the dual gripper heads that lower the carriers into the cases. Once filled with carriers, the cases lower down and discharge while the gripper heads raise to acquire the next series of carriers. With CompactLogix programming for smooth servo driving operation, PackML compliance and a no-tool changeover of less than 15 minutes, the MP50 can pack carriers into trays, RSC, HSC, or tablock cases.

Like all Pearson products, the MP50 is backed by Pearson's experienced factory professionals as well as one of the largest teams of PMMI certified regional service technicians in the industry, available 24-hours a day, 7-days a week - worldwide.

### BE120

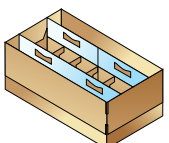


4-pack carrier

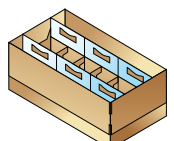


6-pack carrier

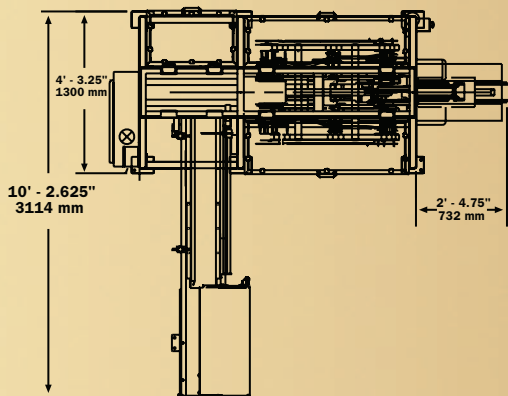
### MP50



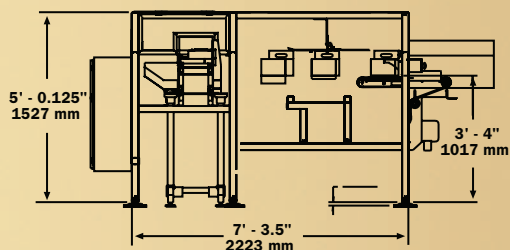
Four 6-packs



Six 4-packs

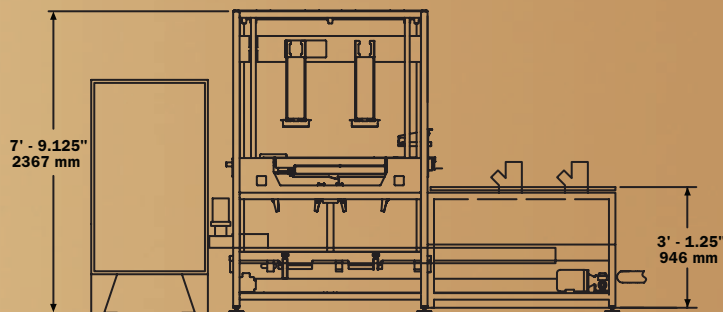
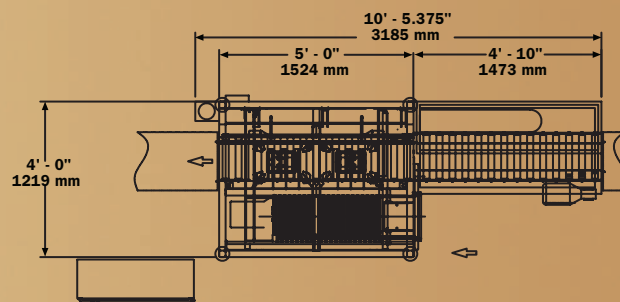


PLAN VIEW



ELEVATION VIEW

Model BE120



Model MP50

## UTILITY REQUIREMENTS BE120

**Electrical:**

230/460V, 3-phase,  
60 Hz Std., 2.27 kVA

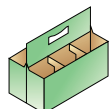
**Pneumatic:**

0.111 SCF/Cycle @ 80 PSI  
(0.0031 m<sup>3</sup>/cycle @ 551.2 KPa)

**Shipping Weight:**

2,200 lbs. (998 kg)

ERECTED CARRIER SIZE RANGES				
	LENGTH	WIDTH	BODY DEPTH	OVERALL HEIGHT
<b>6-Pack</b>	7.32" - 7.97"	4.88" - 5.5"	5.00" - 7.5"	6.25" - 9.5"
<b>Carriers</b>	186 - 202 mm	124 - 140 mm	127 - 191 mm	159 - 241 mm
<b>4-Pack</b>	4.88" - 5.5"	4.88" - 5.5"	5.00" - 7.5"	6.25" - 9.5"
<b>Carriers</b>	124 - 140 mm	124 - 140 mm	127 - 191 mm	159 - 241 mm
KNOCKED-DOWN CARRIER SIZE RANGES				
	LENGTH	WIDTH		
<b>6-Pack</b>	9.75" - 10.72"	8.69" - 12.25"		
<b>Carriers</b>	248 - 272 mm	221 - 311 mm		
<b>4-Pack</b>	7.32" - 8.25"	8.69" - 12.25"		
<b>Carriers</b>	186 - 210 mm	221 - 311 mm		
MACHINE SIZE				
LENGTH	WIDTH	HEIGHT		
14' - 9.25"	8' - 6.5"	5' - 0.125"		
4505 mm	2602 mm	1527 mm		



BE120

## UTILITY REQUIREMENTS MP50

**Electrical:**

230/460V, 3-phase,  
60 Hz Std., 8.9 kVA

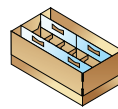
**Pneumatic:**

0.385 SCF/Cycle @ 80 PSI  
(0.0109 m<sup>3</sup>/cycle @ 551.2 KPa)

**Shipping Weight:**

3,460 lbs. (1569 kg)

ERECTED CASE SIZE RANGES		
LENGTH	WIDTH	OPEN DEPTH
14.25" - 16.5"	8.75" - 11.5"	16" max
362 - 419 mm	222 - 292 mm	406 mm
MACHINE SIZE		
LENGTH	WIDTH	HEIGHT
10' - 5.375"	4' - 0"	7' - 9.125"
3185 mm	1219 mm	2367 mm



MP50

